



GLOBAL INTELLIGENCE & DATA PLATFORM

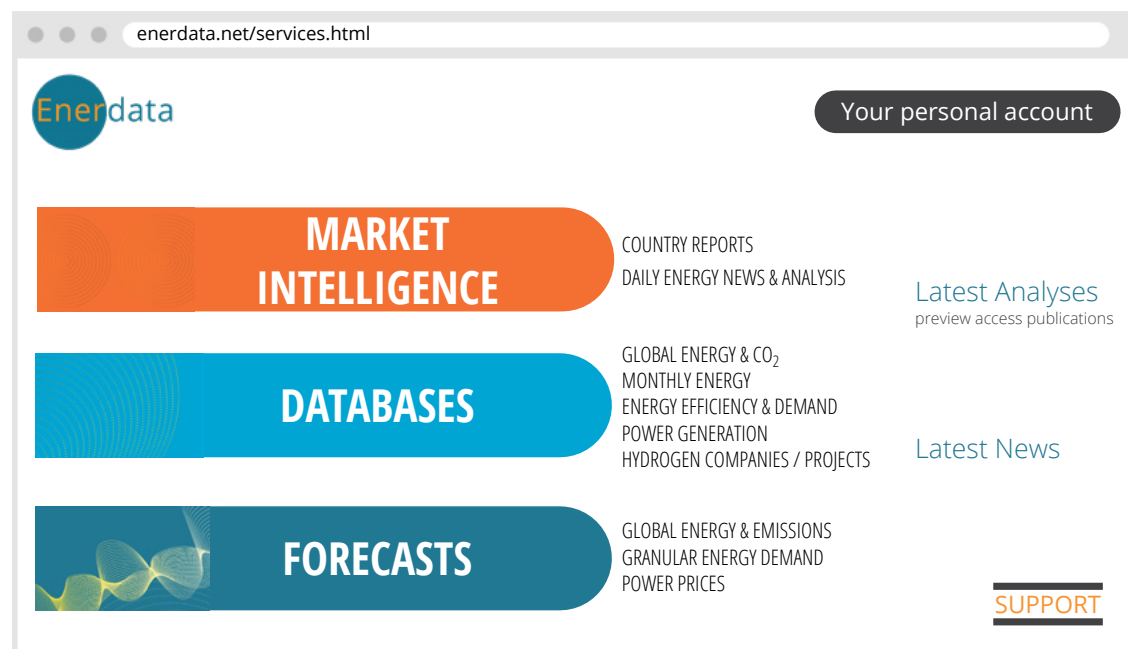
ENERGY

CLIMATE

A SINGLE PLATFORM
THE MOST REPUTABLE MODELS
30+ YEARS OF EXPERTISE

RAISE YOUR ENERGY & CLIMATE KNOWLEDGE TO THE NEXT LEVEL

- Shape your energy transition and business strategies
- Be notified of relevant policies and market moves
- Analyse, model and benchmark in just a few clicks
- Be guided to the most sustainable investments



Enerdata Online Platform

- A **single platform** for all your research: global energy and climate information, data, and forecasts
- Access premium and updated insight in a few clicks
- 24/7 online access
- Personal secure access
- Intuitive interfaces, interactive graphs
- Data exports in .xlsx, .csv or .pdf
- On demand: data push in .CSV and custom API

WHY ENERDATA'S INTELLIGENCE & DATA PLATFORM?

- **30+ years** of successful market experience
- **400+** first-class **statistical sources** within a single interface
- **Up-to-date** data & information
- **Multi-energy** approach
- Up to **186 countries** covered
- **Exclusive outputs** from globally recognised models
- **Reactive support** from Enerdata analysts

360° INSIGHTS

FIND WHAT YOU ARE LOOKING FOR AND
CLICK ON THE ARROW TO LEARN MORE ON THE RELEVANT SERVICE

TOPICS	SERVICES	MARKET INTELLIGENCE	DATABASES	FORECASTS
POLICIES		COUNTRY REPORTS		
PRICES		DAILY ENERGY NEWS & ANALYSIS	ANNUAL ENERGY & CLIMATE DATA	ENERGY & CLIMATE POWER PRICES
SUPPLY			MONTHLY ENERGY	
DEMAND			HYDROGEN & DERIVATIVE PROJECTS	ENERGY & CLIMATE
EMISSIONS			ANNUAL ENERGY & CLIMATE DATA	
EFFICIENCY & DEMAND BY END-USE			EFFICIENCY & DEMAND DATA & INDICATORS	GRANULAR ENERGY DEMAND
PLAYERS & PRODUCERS			POWER GENERATION HYDROGEN COMPANIES	

INTENSIVE ENERGY USERS

- ⇒ Carbon offset options
- ⇒ Energy procurement optimisation

ENERGY COMPANIES & MANUFACTURERS

- ⇒ Shape your business & strategy planning
- ⇒ Weight your market and benchmark your competitors
- ⇒ Calculate long-term ROI

UNIQUE INSIGHTS AT YOUR SERVICE

SUSTAINABLE FINANCE

- ⇒ Sectoral decarbonisation potential
- ⇒ Energy asset & players ranking

RESEARCH CENTRES

- ⇒ Analyse trends & scenarios
- ⇒ Study technologies & their players

GOVERNMENT BODIES

- ⇒ Shape your energy & climate policies
- ⇒ Monitor & simulate COP pledges

MARKET INTELLIGENCE

- **Unbiased** and **up-to-date turnkey analysis** on global energy markets
- Get the **best quality news** and **analysis** in **one click**

- Enter in a country's energy markets and infrastructure projects in just a few clicks
- Visualise data with insightful graphs and tables in your own custom analyses
- Take advantage of sound analysis conducted by energy experts
- Create custom reports

ENERGY COUNTRY REPORTS

- **110+ up-to-date country reports** on the local energy market
- insight into a given country's market structure and organisation, regulatory bodies, and actors' presence
- overview of supply, demand, prices, and taxes with key figures
- latest local energy news
- .pdf / .xls

PDF REPORTS



Online interface



- Save time: one daily email with all relevant news tailored for your needs
- Convenient delivery: RSS feed & customisable email alerts
- Look for historic news with our archives dating back to 2008
- Easy search: get instant answer to your request, even in archives

DAILY NEWS

- **Global coverage:** 110 countries
- Fine-tuned selection for **the best relevancy**
- Latest news from reliable hundreds of sources, selected by our analysts, sorted by topics
- RSS feed & customisable email alerts by frequency and topic

SOURCES

- Electricity
- Gas
- Oil
- Coal
- CO₂ emissions
- Renewables and more

TOPICS

- Policies & regulations
- Taxes
- Prices
- Demand & forecasts
- Contracts
- Company news
- Infrastructure and more

Search tool

DATABASES

- Feed your models
- Produce your analysis
- Benchmark your findings

- ➔ Continuously updated information on WW power generation assets development
- ➔ Benchmark power mix evolution, including RES penetration, with five-year forecasts
- ➔ Coverage of 85% of the global power capacity
- ➔ Analysis of dynamics for power generation capacity and investment by country, by company, and by technology

KEY ENERGY MARKETS

- Global coverage: 127 countries
- Country dashboard
- Company dashboard
- Plant dashboard & status
- Power plant analytic
- Exclusive performance indicators
- Export in .xlsx

TOPICS

- All energy plants characteristics
- Renewable energies
- Power mix
- Project planning, status, and financing
- Energy storage
- CO₂ emissions

MODULES

Power CAPEX and Renewables LCOE

Weigh investment decisions leveraging thousands of data points and meaningful averages

Renewable Energies Auctions Monitor

The most in-depth RES auctions database with worldwide coverage

DATABASE SAMPLE

Power Plant Tracker

NEWSLETTERS | UPDATE STATUS | HELP | FEEDBACK | SUPPORT | TERMS OF USE

UNITS | PLANTS | ANALYSIS

Regions: All, Choose a zone...

Countries: All, Choose a country...

Companies: All, Type to search a company...

Status: All, Choose a status...

Energy: All, Choose an energy...

Date of commissioning (Year): From To

Date of decommissioning (Year): From To

Net Capacity (MW): From To

Total investment (USDm): From To

Last selection of updates: 16 units found

Country	Plant name	Unit name	Status	Operator	Category	Energy	Sub Energy	Technology
Russia	Abagaytay	Abagaytay (Abagaytayko...	Announced	Unigreen Power	Renewables	Solar		PV
Brazil	Alissos Potiguare	Alissos Potiguare	Announced	Copenhagen Infrastructur...	Renewables	Wind		Off-shore
Cambodia	Bavet solar	Bavet solar	Under construction	Antaisolar	Renewables	Solar		PV
Australia	Berrybank	Berrybank	Operational	Berrybank Development	Renewables	Wind		On-shore
Australia	Berrybank	Berrybank - Stage 2	Operational	Berrybank Development	Renewables	Wind		On-shore
Canada	Greenbriar Alberta solar	Greenbriar Alberta solar - 1	Bidding process	Greenbriar Capital	Renewables	Solar		PV
Canada	Greenbriar Alberta solar	Greenbriar Alberta solar - 2	Bidding process	Greenbriar Capital	Renewables	Solar		PV
Poland	Greencells solar northwest	Greencells solar northwest	Announced	Greencells	Renewables	Solar		PV
Poland	Greencells solar southeast	Greencells solar southeast	Announced	Greencells	Renewables	Solar		PV
United States	Indiana Crossroads Wind	Indiana Crossroads Wind	Operational	Indiana Crossroads Wind	Renewables	Wind		On-shore
Brazil	São Gonçalo	São Gonçalo 14	Under construction	Enel Green Power (EGP)	Renewables	Solar		PV
Brazil	São Gonçalo	São Gonçalo 15	Under construction	Enel Green Power (EGP)	Renewables	Solar		PV
Brazil	São Gonçalo	São Gonçalo 17	Under construction	Enel Green Power (EGP)	Renewables	Solar		PV
Brazil	São Gonçalo	São Gonçalo 19	Under construction	Enel Green Power (EGP)	Renewables	Solar		PV
Vietnam	Soc Trang offshore	Soc Trang offshore phase 1	Bidding process	Mainstream Renewable P...	Renewables	Wind		Off-shore
Vietnam	Soc Trang offshore	Soc Trang offshore phase 2	Announced	Mainstream Renewable P...	Renewables	Wind		Off-shore

- ➔ Quickly perform your analysis, presentations and research within a single source
- ➔ Find all the data for evolution follow-up: from 1990 to last year without rupture
- ➔ Intuitive interface with interactive maps and multiple data export formats
- ➔ Widest WW coverage: multi-energies in 186 countries

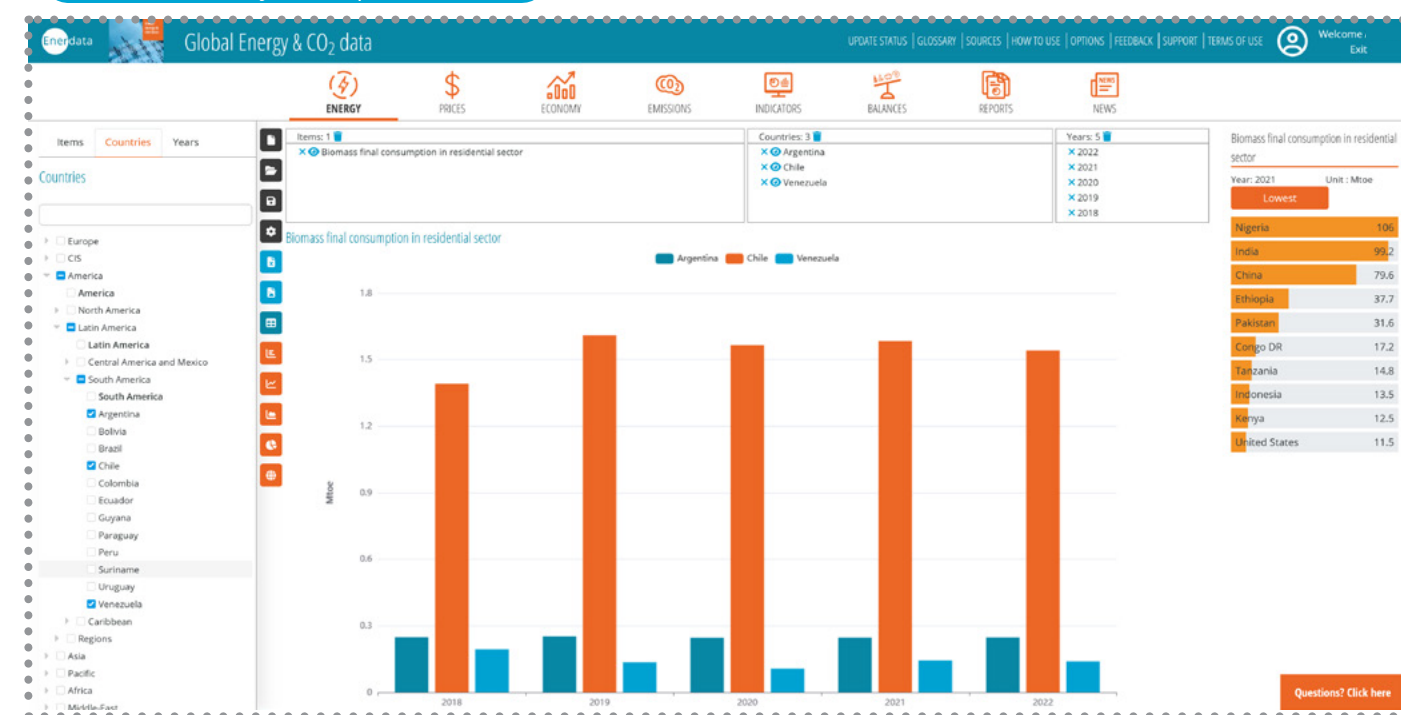
GLOBAL DATA

- 400+ reliable and exclusive sources
- Customised graphs or maps
- Embedded calculator & converter
- Query savings
- Country snapshot
- Export in .pdf, .xlsx, .csv

TOPICS

- All energy sources
- Supply
- Demand
- Import / export
- Prices
- Indicators
- Emissions & balances
- Macro-economic

Query example



- ➔ Get monthly updates for all energies on detailed data series
- ➔ Accurate monitoring of prices, economic indicators, and balances
- ➔ Intuitive interface with interactive maps and multiple data export formats
- ➔ Facilitate the feeding of your data management system and forecasting models

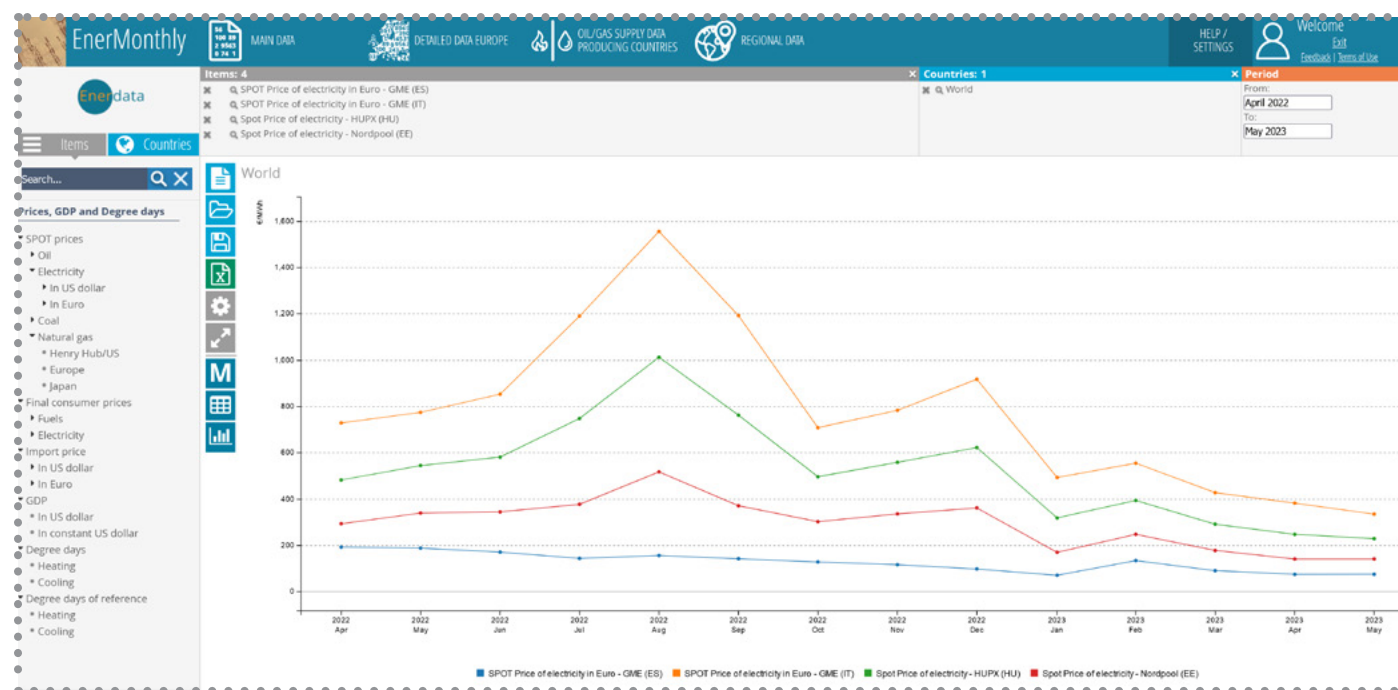
KEY ENERGY MARKETS

- Global coverage:
 - ⇒ 40+ OECD & non-OECD countries
 - ⇒ detailed energy data on states/provinces for US & China
 - ⇒ EU27
- Up to 300 series/countries
- Premium statistical sources
- Export in .csv

TOPICS

- All energy sources
- Production
- Imports
- Exports
- Consumption
- Prices
- Indicators

Query example



- ➔ Benchmark countries on energy consumption, emissions, and energy intensity markets
- ➔ Detailed breakdown by branch, sector, and end-use
- ➔ Exclusive energy efficiency indicators
- ➔ Demand drivers for each sector

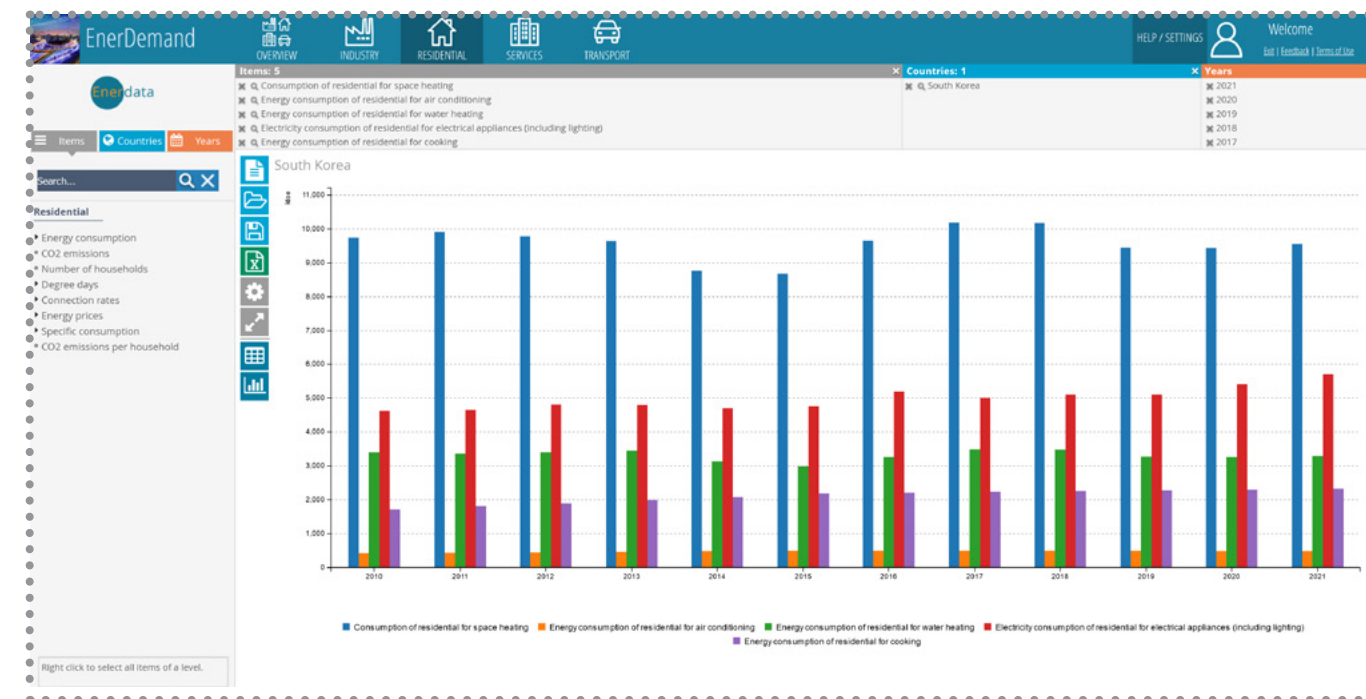
EU & GLOBAL DATA

- Unique database thanks to exclusive sources
- Regular updates
- Consistent data with no time rupture
- 2 databases:
 - ⇒ 27 EU countries + Serbia + Switzerland
 - ⇒ 21 non-EU countries + EU aggregate
- Query savings
- Export in .xlsx, .csv

TOPICS

- Macro
- Industry
- Transport
- Residential
- Services & Agriculture

Query example



- ➔ Find new opportunities to grow your portfolio by making informed investments in renewable energy
- ➔ Monitor the development of hydrogen projects and build your strategy to stay ahead of your market
- ➔ Access the forecast on green hydrogen production capacity

Unique databases, regularly updated, build from meticulous research and wide knowledge of H₂ landscape

GLOBAL DATA

- WW coverage: 95% in 70+ countries
- Detailed information in each project: location, shareholders, operators, critical date and more
- Easy selection through filters
- Export in .xlsx

TECHNOLOGIES

- Hydrogen
- Ammonia
- Methanol
- E-fuels

QUERY EXAMPLE



- ➔ Find all key hydrogen manufacturers with their activities, technologies, and markets
- ➔ To prospect, build your research or benchmark your competitors on H₂ value chain, rely on our knowledge and network by using our insightful database
- ➔ Access the missing information on H₂ emerging technologies

GLOBAL DATA

- WW coverage: 1,000 companies in 40 countries
- Detailed information in each company: ID sheet, technologies, systems, components and more
- Export in .xlsx

TECHNOLOGIES

- Fuel cell
- Electrolyser
- Storage
- Hydrogen fuelling station

QUERY EXAMPLE

Company	HQ Region	HQ Country	Pure player / Diversified	Material	Components	Electrolyzer	Systems	Technologies	Gas reformer	Partial oxidation	Biomass to H2	Waste to H2	Others	H2O Purifier	H2 Purifier	Rectifier	Others	Liquefier	Vaporization	Cryogenic Liquid Hydrogen	Gas	Gas cylinder type
Asahi Kasei	Asia	Japan	Diversified	1	1	1	1	1	1	1	1	1	1	1	1	1	1	1	1	1	1	1
Cooden (Infini Hydrogen/Former Sushou Infini Hydrogen Production Equipment)	Asia	China	Pure Player	1	1	1	1	1	1	1	1	1	1	1	1	1	1	1	1	1	1	1
Daejeon G&P Group	Asia	Japan	Diversified	1	1	1	1	1	1	1	1	1	1	1	1	1	1	1	1	1	1	1
EM Korea (EMK)	Asia	South Korea	Diversified	1	1	1	1	1	1	1	1	1	1	1	1	1	1	1	1	1	1	1
Hitachi Zosen (Hitzi)	Asia	Japan	Diversified	1	1	1	1	1	1	1	1	1	1	1	1	1	1	1	1	1	1	1
Honda Motor	Asia	Japan	Diversified	1	1	1	1	1	1	1	1	1	1	1	1	1	1	1	1	1	1	1
ISI	Asia	Taiwan	Diversified	1	1	1	1	1	1	1	1	1	1	1	1	1	1	1	1	1	1	1
Kaoji	Asia	Japan	Diversified	1	1	1	1	1	1	1	1	1	1	1	1	1	1	1	1	1	1	1
Kawasaki Heavy Industries	Asia	Japan	Diversified	1	1	1	1	1	1	1	1	1	1	1	1	1	1	1	1	1	1	1
Kobe Steel Group	Asia	Japan	Diversified	1	1	1	1	1	1	1	1	1	1	1	1	1	1	1	1	1	1	1
LONGI Green Energy Technology	Asia	China	Diversified	1	1	1	1	1	1	1	1	1	1	1	1	1	1	1	1	1	1	1
Mitsubishi Gas Chemical (MGC)	Asia	Japan	Diversified	1	1	1	1	1	1	1	1	1	1	1	1	1	1	1	1	1	1	1
Mitsubishi Kasei	Asia	Japan	Diversified	1	1	1	1	1	1	1	1	1	1	1	1	1	1	1	1	1	1	1
Park Hydrogen Technologies (Purification Equipment Research Institute of CIG)	Asia	China	Pure Player	1	1	1	1	1	1	1	1	1	1	1	1	1	1	1	1	1	1	1
Toshiba Energy Systems & Solutions	Asia	Japan	Pure Player	1	1	1	1	1	1	1	1	1	1	1	1	1	1	1	1	1	1	1

FORECASTS

- Define your **business' strategic decisions**
- Assess climate policies to **partake in the energy transition**

- Estimate your short-, mid- and long-term returns on investments
- Get hourly granularity of the wholesale prices up to 2050
- Unique optimisation model to see the big picture and avoid «Winner-takes-it-all» effect
- 360° approach of EU energy markets

DAY-AHEAD WHOLESALE PRICES

- EU prices off-the-shelf, others on-demand
- Average hourly prices up to 2050
- Annual prices up to 2028
- RES capture prices, and more
- Export in .xlsx

3 robust scenarios



BAU



NDCs

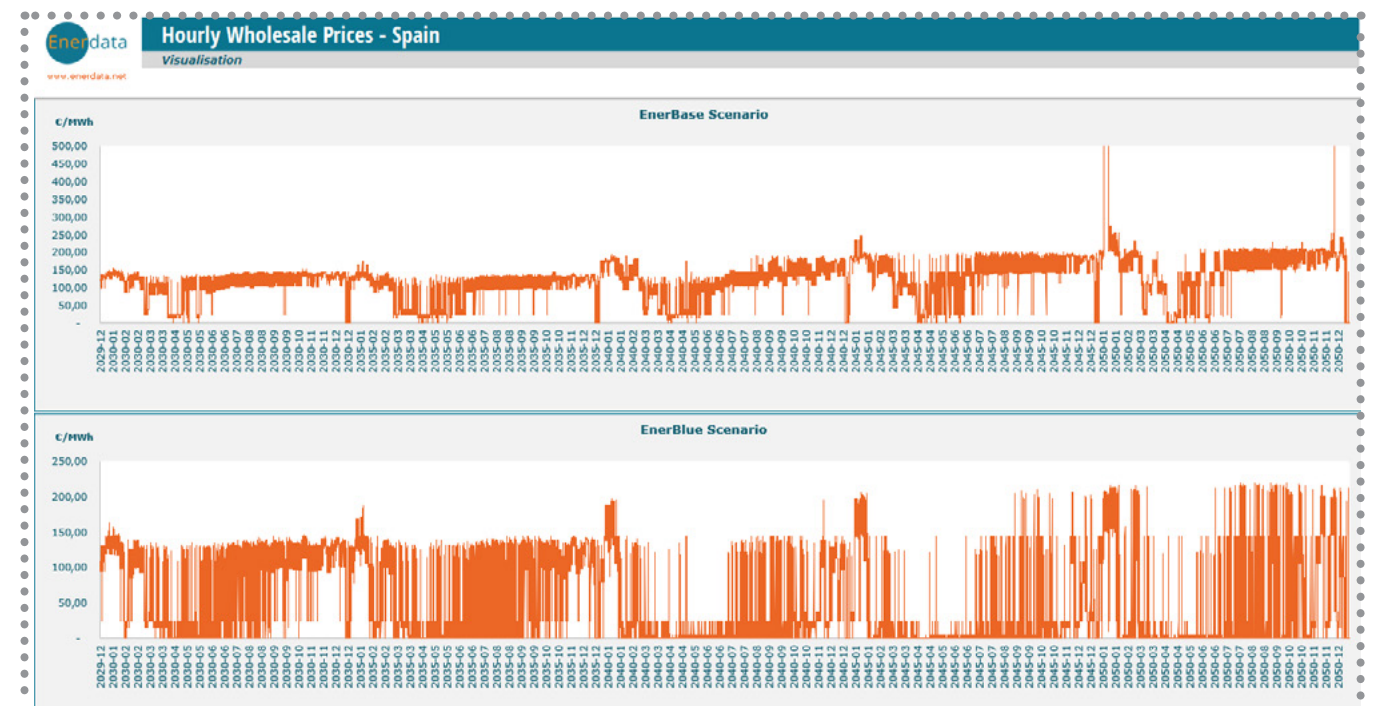


<2°C

METHODOLOGY

- Build from 2 proprietary models: POLES-Enerdata and PyPSA-Enerdata
- Use of LCOEs and variable costs
- Use of non-economic parameters
- Consideration of technology classes with their technical, economic, and environmental parameters

Forecast example



- Base your strategic plans on reliable energy projections: demand, prices, generation
- Assess the evolution and drivers of energy markets worldwide
- Calculate the different levels of emissions reductions that can be reached with different carbon price levels
- Shape GHG mitigation policies, set targets, evaluate future CO₂ emission credits, prices, and volumes

GLOBAL FORECASTS

- WW coverage: 65+ countries & aggregates
- Historical data from 2000 to 2019, projections to 2050
- By energy source & sector
- Country & regional levels
- Proven & recognised modelling methodology: POLES model
- Export in .csv

3 robust scenarios



BAU



NDCs



<2°C

SERIES

- Energy demand
- Electricity generation
- Prices
- GHG emissions
- Consumption
- Macro indicators
- Energy transition indicators
- RES evolution

MODULES

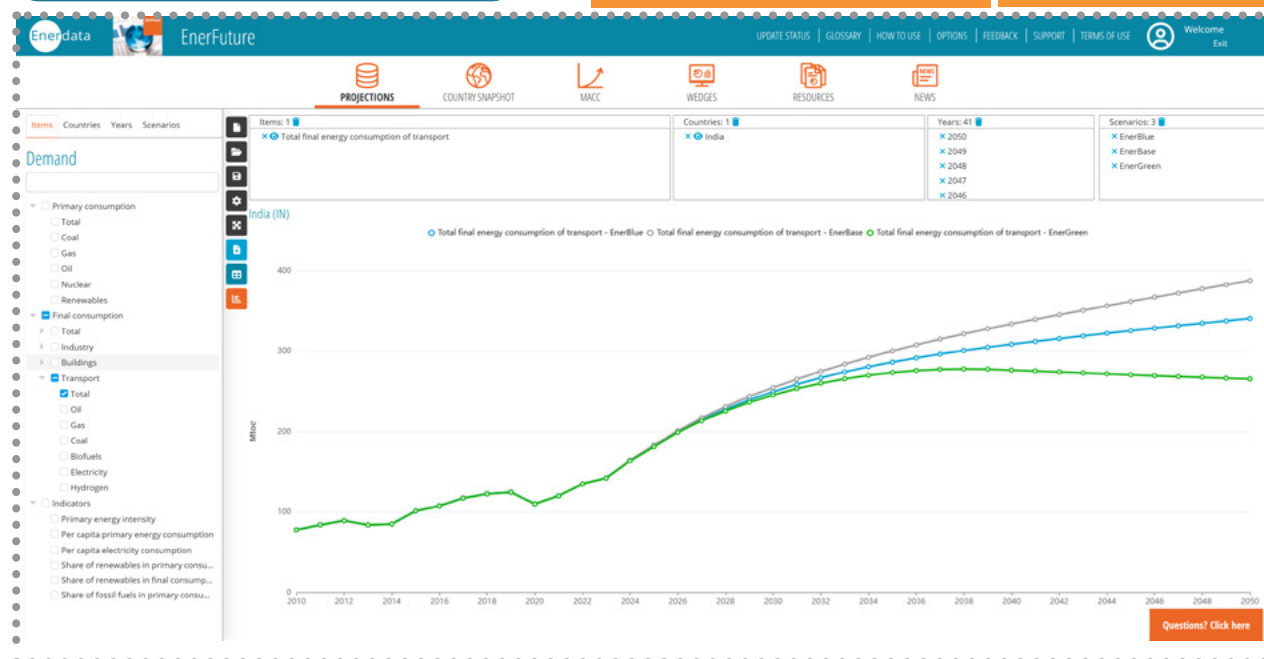
Marginal Abatement Cost Curves - MACC

Emissions reduction potentials and costs across sectors up to 2050

Wedges

Scenario comparisons through a breakdown of the levers reducing emissions

Forecast example



MODULE

- Plan your energy business. Simulate energy policies.
- Get consumption projections to 2050, drilling down to end uses and industrial branches.
- All-in-one solution embedding a model, calibrated scenarios and complete input data
- Check your assumptions by adjusting our drivers

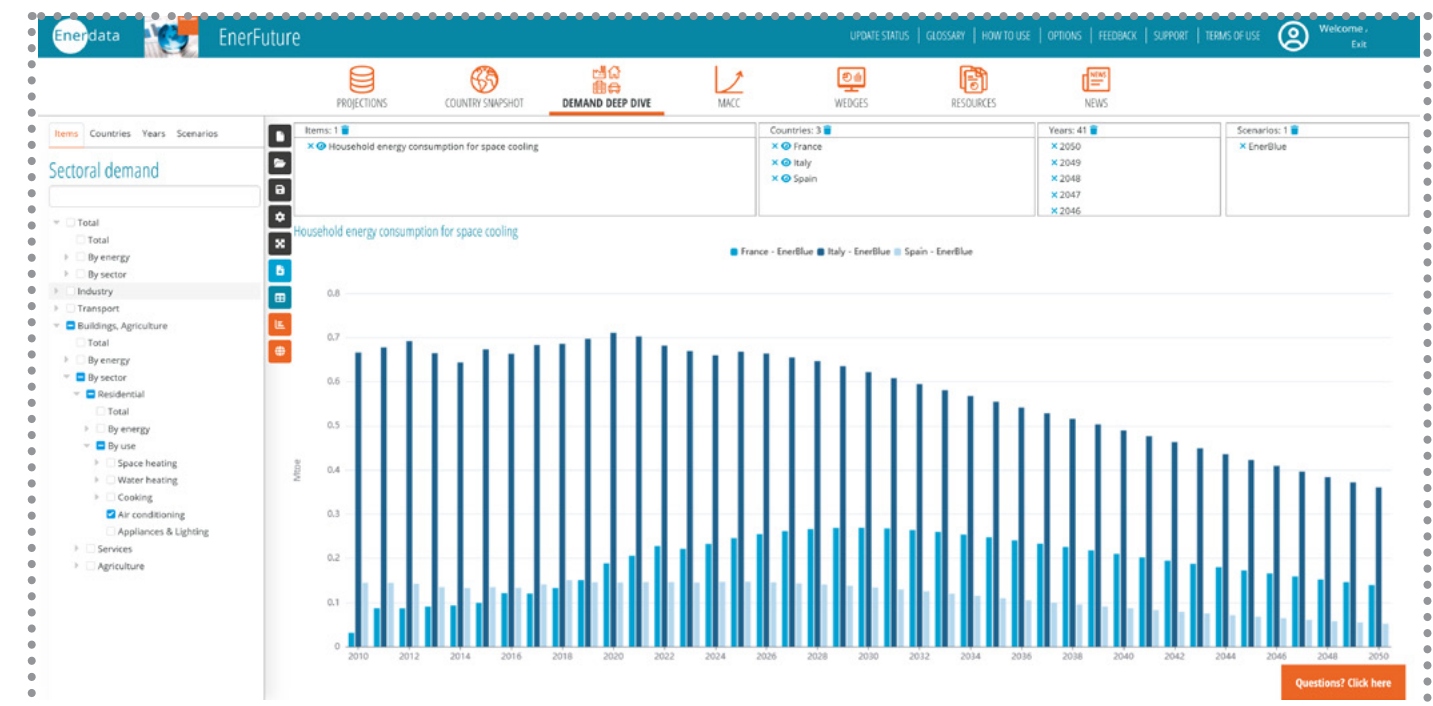
UNIQUE SOLUTION

- Energy demand forecasts by country up to 2050 with one-year steps
- By sector and end-use details:
 - ⇒ transport, industry, residential, services
 - ⇒ passenger, EV, freight, cooking, hot water, air conditioning, public lighting and more.
- Robust and recognised model: POLES
- Export in .xlsx
- Options:
 - ⇒ .csv monthly delivery
 - ⇒ custom API development

TOPICS

- Forecast on energy demand of oil, gas, coal and electricity
- Indicators
- Socio-economics
- Specific consumption

Query example





HELPING YOU SHAPE THE ENERGY TRANSITION

For more information

research@enerdata.net

www.enerdata.net

